



Rigid inclusions

Efficient reduction of settlement



Benefits

Rigid inclusions is a ground improvement method using high deformation modulus columns constructed through compressible soils to reduce settlement and increase bearing capacity. This allows the use of shallow foundations to support structures on compressible soils. Soil reinforcement with rigid inclusions reduces settlements very efficiently (with a reduction factor in the range of 3 to 8) and structure construction works can, in most cases, start immediately after ground improvement.

Ground improvement efficiency depends on the stiffness relationship between the soil and the columns. Load from the structure is distributed to the soil and columns via a load transfer platform or rigid foundation.

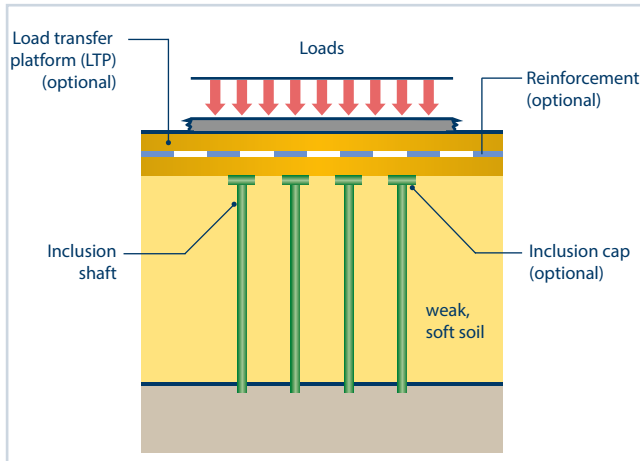


Figure 1: different components of a complete foundation on rigid inclusions

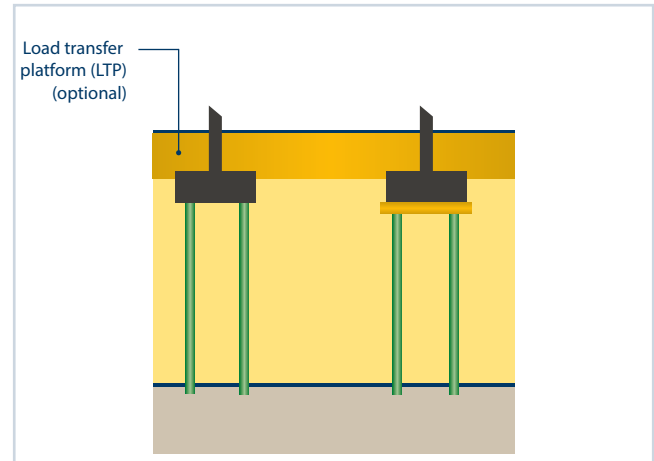


Figure 2: Footing with / without LTP

Applications

- Industrial and commercial buildings
- Embankments for roads and rail
- Storage tanks and terminals
- Residential buildings
- Warehouses
- Public buildings
- Industrial flooring
- Wind turbines

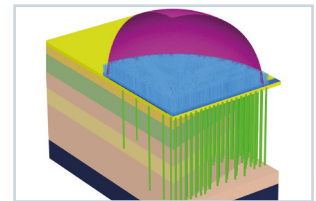
Rigid inclusions can be used in all construction sectors. They are applied under footings with or without a load distribution layer (LTP). They can also be used under floor slabs and embankments. Based on the initial compressibility of the soil the spacing between the rigid inclusions is adapted to suit the allowable settlement of the project.

Technical highlights

- Proven method to reduce settlement and to increase the bearing capacity of weak soils, even for high loads
- Applicable with or without load distribution layer
- Minimal spoil
- Can be applied for most types of structures and most types of soils
- Allows for quick starting of construction works

Design

Rigid inclusions design uses a combination of finite element methods (FEM) or the load transfer method (LTM) developed using Keller KID software. The design models all possible behaviours between the soil, columns, foundations and any LTP.



FEM modelisation of a silo

Quality assurance

Rigid inclusions elements are controlled before, during and after installation to ensure the highest quality of solution. A variety of tests can be carried out including:

- Trial fields for verifying columns production parameters
- Digital recording and logging of the execution parameters
- Column integrity test, column load test, column material compressive strength tests and column diameter verification

The type and frequency of tests is closely related to the size of the project and the geotechnical context.



Load test




Integrity test




Working platform preparation

Filling and compaction of material for the working platform.




Locating and penetration

The rig is placed at the right location and data recording is started. Generally a displacement auger or vibrated tube is used to penetrate down to the designed depth.



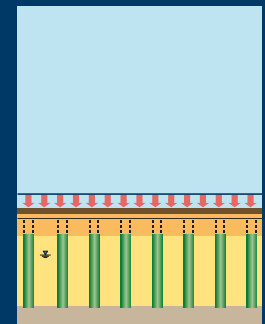
Installation

Pumping concrete and pulling the tool upwards simultaneously. The concrete flows out of the tube and supports the bore.



Cutting

If the concrete is fresh cutting is executed by mechanical means and if the concrete has hardened a hand jackhammer is used.



After rigid inclusion work

Additional compacted gravel layer placed beneath the bottom of the foundation.



HEADQUARTERS

Keller Group Plc
5th Floor, 1 Sheldon Square
London W2 6TT
Tel: +44 020 7616 7575
Email: info@keller.co.uk
Web: www.keller.com

Keller Asia Pacific Limited
18 Boon Lay Way
#04-104 Tradehub 21
Singapore 609966
Tel: +65 631 68500

Keller ASEAN
www.kellerasean.com

SINGAPORE

Keller Foundations (S E Asia) Pte Ltd
18 Boon Lay Way
#04 – 104 TradeHub 21
Singapore 609966

Tel: +65 631 68500
Web: www.kellerasean.com
Email: info@kellersing.com.sg

Keller Group Plc

Geotechnical solutions specialist
www.keller.com

MALAYSIA

Keller (M) Sdn. Bhd.
B5-10, Block B, Plaza Dwtasik
Bandar Sri Permaisuri
Off Jln Tasik Permaisuri 1, 56000
Kuala Lumpur, Malaysia

Tel: +60 3 917 33198
Web: www.kellerasean.com
Email: info@keller.com.my

Johor Bahru
Wisma SP Setia No. 05-21,
Jalan Indah 15
Taman Bukit Indah, 81200
Johor Bahru, Malaysia

Tel: +60 7 239 5294
Web: www.kellerasean.com
Email: info@keller.com.my

Kuching
Height Drive Commercial Centre
No. 437, 1st Floor, Lot 14659
Jalan Stutong, 93350
Kuching, Sarawak

Tel: +60 82 450 231
Web: www.kellerasean.com
Email: info@keller.com.my

INDONESIA

PT. Keller Franki Indonesia
Gedung Graha Kencana Lt. 7 Unit B-I
Jl. Raya Perjuangan No. 88
Kebon Jeruk, Jakarta Barat, 11530
Indonesia

Tel: +62 21 53660778
Web: www.kellerasean.com
Email: franki@indo.net.id
info@kellersing.com.sg

VIETNAM

Keller Foundations Vietnam Co., Ltd
2nd Floor Van Loi Building
24 Dang Thai Mai, Phu Nhuan District
Ho Chi Minh City, Vietnam

Tel: +84 8 3551 5022
Web: www.kellerasean.com
Email: lequang@keller.com.vn